


Is replacing your delineation devices killing your budget?



Save money using the IRS™ line of Permanent Delineation Devices

Impact Recovery Systems manufactures the most cost-effective flexible traffic control products on the market today. Our products combine high impact plastics and energy absorbing mechanics, resulting in the industry's first truly flexible delineation system.

- Low Life Cycle Costs
- Fewer Accidents
- Reduced Liability
- Improved Safety for Workers and Motorists
- Less Debris in Roadway
- Uninterrupted Work Zone Channelization

NCHRP 350 Approved Crashworthy



The heart of the system is a unique reactive spring with the strength to support not only a flexible post, but an information panel as well. This reactive unit gives upon impact and is designed to reorient the panel towards traffic.

IMPACT RECOVERY SYSTEMS, INC.
246 W. Josephine St. P.O. Box 12637
San Antonio, Texas 78212
(210)736-4477 fax (210)734-6448
www.impactrecovery.com

IMPACT RECOVERY SYSTEMS®

NCHRP 350 Approved

**FLEXIBLE TRAFFIC
CONTROL
PRODUCTS**


for

**PERMANENT
DELINEATION**


*“Impacting Today’s Roads for a
Safer Tomorrow”*



Minimizes Labor and Increases Worker Safety



Fixed base easily attaches to the roadway surface with #165 anchor kit.



To unlock assembly simply pull keeper pin and rotate 90°.



Lift assembly to remove from base



Low profile fixed base remains in place



The most dangerous time for highway workers is time spent in the roadway. Studies indicate that unprotected workers account for the vast majority of highway construction related fatalities. With our new Quick-Release system, a worker is able to minimize the time spent in the roadway changing out damaged devices while also improving the labor productivity associated with this type of activity.

The optional quick release system utilizes a pull keeper pin as outlined above and is designed for areas where quick device replacement is required. The standard bases require four (4) socket cap screws for installation of the post to the base.



Edge Line Markings



Crash Cushions



Exit Gores



Raised Medians



Low Water Crossings



Narrow Shoulders

Order Product

- 101 Fixed base (Standard)
- 101-QR Fixed base (w/Quick-Release)

Order Product

- 103 Portable base (Standard)
- 103-QR Portable base (w/Quick-Release)